



Special Tool Suitable For Extracting The Seized
Coppersealing Rings From The Injector Shaft.

User's manual

007935063370




Magneti Marelli Aftermarket Spółka z.o.o.

Plac Pod Lipami 5, 40-476 Katowice

Tel.: + 48 (032) 6036107, Faks: + 48 (032) 603-61-08

e-mail: checkstar@magnetimarelli.com

www.magnetimarelli-checkstar.pl



Description




This Special Tool is suitable for extracting the seized copper sealing rings from the injector shaft. With this extractor is possible to remove copper sealing without damaging the cylinder head. On the upper part it is equipped with a performing slide hammer.

Advantages:

- Damages on the sealing seat are avoided;
- High time saving & high cost saving;
- Universally applicable due to the special front clip.

Instructions:

1. Insert the tool into the injector seat (re.1);
2. Operate with the slide hammer beating towards the bottom in order to clamp the copper seal;
3. Now start rotating the handle (re.2), to open the tool front clip that locks the seal;
4. Start now beating with the slide hammer towards the top and remove the copper seal from its seat (re.3).
5. Close the tool front clip, rotating back the handle to the release position.



Without this tool it is extremely difficult to remove the sealing ring without damaging the sealing seat.

Magneti Marelli Aftermarket Spółka z.o.o.

Plac Pod Lipami 5, 40-476 Katowice

Tel.: + 48 (032) 6036107, Faks: + 48 (032) 603-61-08

e-mail: checkstar@magnetimarelli.com

www.magnetimarelli-checkstar.pl